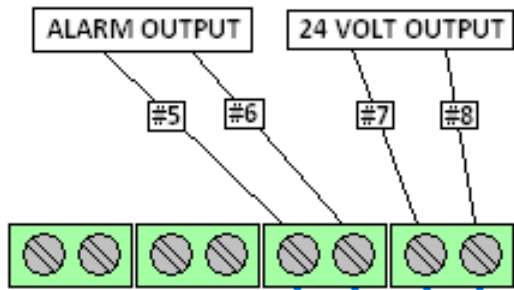
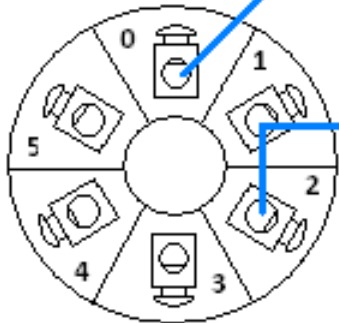


### SR500 (REV. 1.XX) ALARM TERMINALS

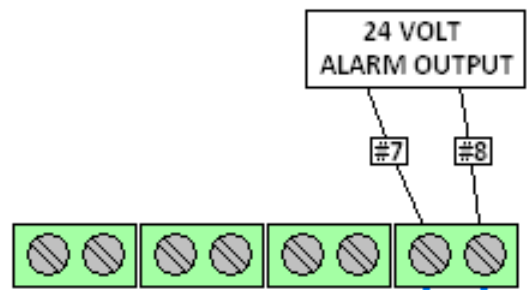


THE ALARM AND 24 VOLT CIRCUITS MUST BE CONNECTED WITH A JUMPER IN ORDER FOR THE REMOTE ALARM TO FUNCTION PROPERLY.

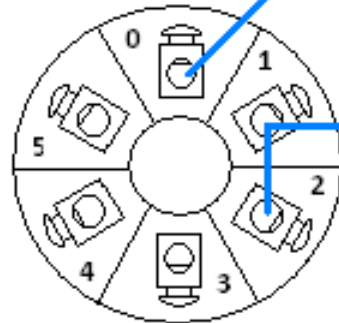


REMOTE ALARM BASE

### SR500PS (REV. 2.XX) ALARM TERMINALS



POOL/SPA COMBINATION UNITS HAVE THE ALARM AND 24 VOLT OUTPUTS COMBINED IN A SINGLE CIRCUIT.



REMOTE ALARM BASE